



THE PRESIDENCY
REPUBLIC OF SOUTH AFRICA

MINISTRY IN THE PRESIDENCY FOR ELECTRICITY


Ministerial EAP Update


Dr Kgosientsho Ramokgopa
Minister in the Presidency for Electricity
10 September 2023





GENERATION PERFORMANCE


Generation performance: 01 September 2023 – 08 September 2023


- 


1 As Generation continues to drive its Recovery Plan the last week has seen a high number of units with failures within a short window period;
- 

2 UCLF increase started over the weekend of 2-3 September, and increased further to peak between 5-to-7 September;
- 

3 Stage 6 loadshedding was required from 5 to 7 September and has continued until units were recovered and peaking reserves can be restored;
- 

4 Reduced to Stage 5 on 8 September and further reduced to Stage 3 to 4 on 9th September;
- 

5 Three units are on track to return between 10 to 11 September (DV06, DV04 and CD02) with HD04 planned to return later in September;
- 

6 Loadshedding forecast for the forthcoming week is between Stages 3 and 4;
- 

7 While challenges have been experienced at other stations, it is commendable that Tutuka contributed to the energy supply by moving from one (1) unit-on-load to four (4) units-on-load in this period;



GENERATION PERFORMANCE

Generation performance for the week of 04 September 2023 – 08 September 2023 (5-Day-Avg)

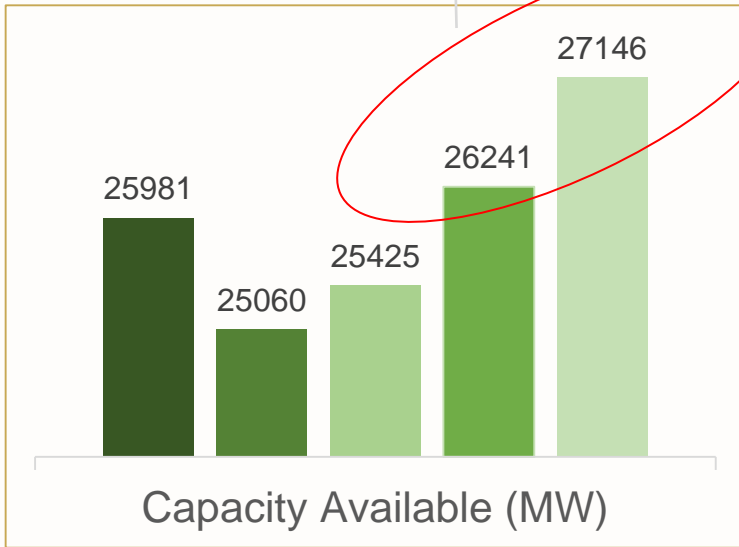
GENERATION OUTLOOK FOR PERIOD 04 SEPTEMBER 2023 - 08 SEPTEMBER 2023								
Date (08:00 daily)	Capacity Available (MW)	Planned outages (MW)	UCLF, Partial Losses & outage delays (MW)	Partial Load Losses (MW)	p.m. peak forecasted (MW)	Units at Risk (MW)	Outage Slip (MW)	Load Shedding Stages (range)
04-Sep-23	25981	5894	15699	6190	28603	4776	766	Stage 4/5
05-Sep-23	25060	5467	17297	5988	28303	4776	1341	Stage 6
06-Sep-23	25425	5532	16630	6201	29785	5416	1341	Stage 6
07-Sep-23	26241	5467	16063	5055	29930	6766	1341	Stage 5/6
08-Sep-23	27146	5474	15315	5276	28536	5766	1341	Stage 5/6
4-8 Sep '23 Avg	25971	5567	16201	5742	29031	5500	1226	
May-23 Baseline	27410	3120	17369	6793	31135	6579	3478	



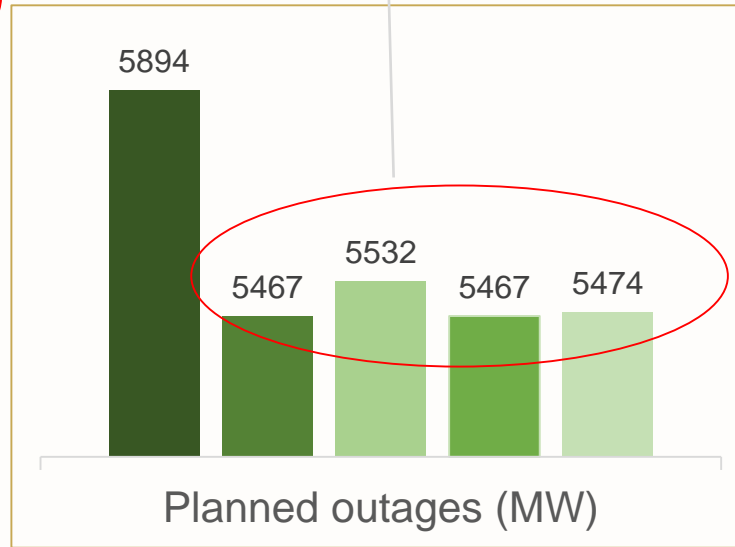
GENERATION PERFORMANCE

Generation performance for the week of 04 September 2023 – 08 September 2023 (5-Day-Avg)

Generation beginning to make a recovery.



Despite the high UCLF, Planned Maintenance continued its positive momentum.



UCLF peaked on Tuesday, 05-Sep 2023 but dropped closer to 15315 MW by Friday, 08-Sep 2023

